



Awarded April 1, 2021 – March 31, 2022

GLOBAL SUSTAINABLE HIGH YIELD FUND

Q2 Impact Report

Our socially responsible investment strategies seek to
deliver **attractive financial returns** while
encouraging issuers to **embrace Corporate Sustainability** that
contribute to **Sustainable Development Goals**



“Corporate Sustainability is a company’s delivery of long-term value in financial, environmental, social and ethical terms.”

UN Global Compact

We believe Corporate Sustainability positions companies for enhanced resiliency and access to capital, leading to a lower propensity to default.

THE EXTRA-FINANCIAL OBJECTIVE OF THE SUB-FUND

Our financial objective is to enhance returns through ESG risk mitigation and identification of issuers whose credit trends benefit from well-conceived sustainability strategies and positive ESG positioning and momentum.

This financial objective is inextricably linked to the goal of encouraging issuers of below investment grade debt to embrace Corporate Sustainability, as defined by the UN Global Compact, and contribute to Sustainable Development through business activity that increasingly aligns with one or more of the 17 UN Sustainable Development Goals.

Over time, the sub-Fund is expected to generally have heavier weighting for issuers with more positive E, S, G and HR^{rts} metrics and momentum within our diversified portfolio. We intend to monitor such progress according to each of these four dimensions using specific Impact Indicators:

Environment: Direct and Indirect GHG emissions (Scope 1 & 2)

Social: Safety & Wellness Factor

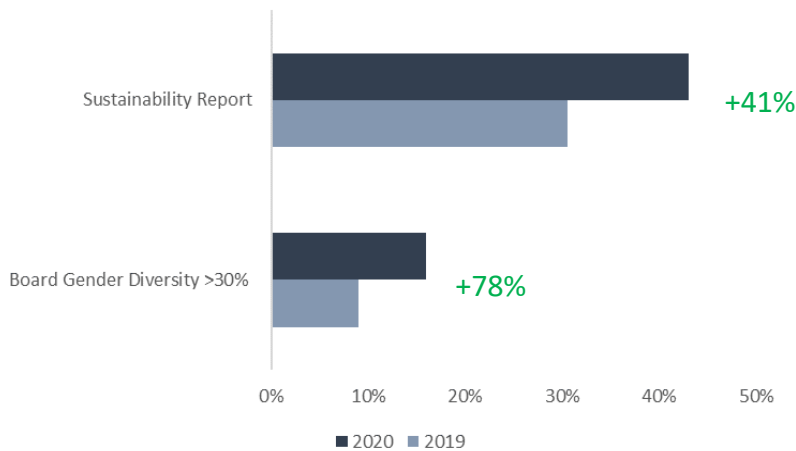
Governance: Chief Sustainability Officer or Committee

Human Rights: CSR HR^{rts} *

TRACKING CORPORATE SUSTAINABILITY FOR THE HIGH YIELD ISSUER UNIVERSE

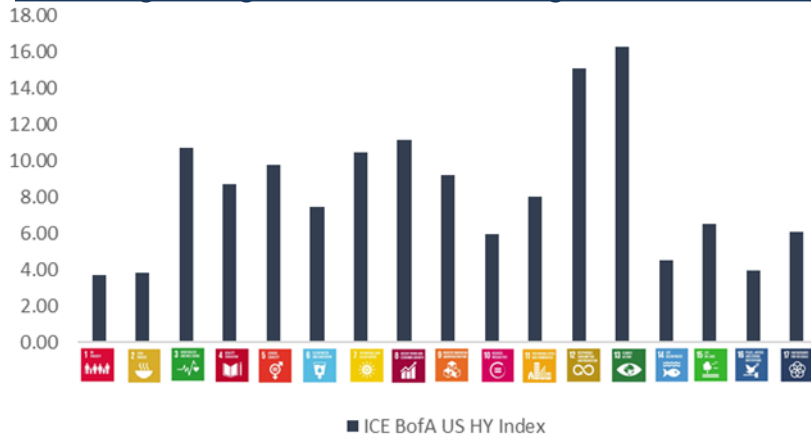
“ESG” risks are not new to the high yield market

Product liability (asbestos, tobacco, and now opioid), EPA Superfund liabilities, excess pension and health benefit claims, and malfeasance have been high yield market risks since inception



High yield issuers are accelerating the adoption of sustainability principles and increasing their transparency and reporting

Issuer Weighted High Yield Public Acknowledgement of various SDGs



Only 20% of high yield issuers publicly recognize any contribution to any SDGs

WE SUPPORT ORGANIZATIONS THAT SHARE OUR VALUES AND AIM TO BE PART OF THE SOLUTION



**Joined:
October 2015**



June 2017



September 2017



February 2018



June 2018



February 2019



February 2020



January 2021



March 2021

The Fund was awarded the French SRI Label on June 23, 2021.

This demanding label is awarded following a thorough due diligence process – aiming to ensure compliance with all of the Label’s guidelines – carried out by one of the only three external audit firms that have been approved by the French Finance Ministry. This significant milestone is testament of our genuine and long-term commitment to implementing a sustainable and responsible investment approach within the high yield asset class and to taking into consideration Environmental, Social, Governance and Human Rights criteria and extra-financial objectives throughout our investment process.

For a more comprehensive overview of our sustainable investment approach as well as of our extra-financial objectives and ESG metrics, please refer to our Transparency Code and quarterly ESG reports which can be found on the Sustainability page of the Sicav’s website: <http://skyharborglobalfunds.com/sustainability/>

ENGAGEMENT TRACKER

Direct engagements

Engagement with companies to better understand risks and drive improvement on ESG behaviors

Topics: tailored to company's progress

Objective: engage with 45-60 companies annually

Trailing 12-month direct: 68

Sector	Number of Engagements	Topics Covered			
		Environment	Social	Governance	Human Rights
Automotive	0				
Banking	0				
Basic Industry	2	√	√	√	√
Capital Goods	2	√	√	√	√
Consumer Goods	3			√	√
Energy	1			√	
Financial Services	2		√	√	√
Healthcare	1	√	√		√
Insurance	0				
Leisure	1		√		√
Media	3	√	√	√	
Real Estate	1		√	√	√
Retail	2		√	√	√
Services	1				√
Technology & Electronics	2	√	√	√	√
Telecommunications	2	√	√	√	√
Transportation	1	√	√	√	
Utility	0				
Total	24				

Collective engagements



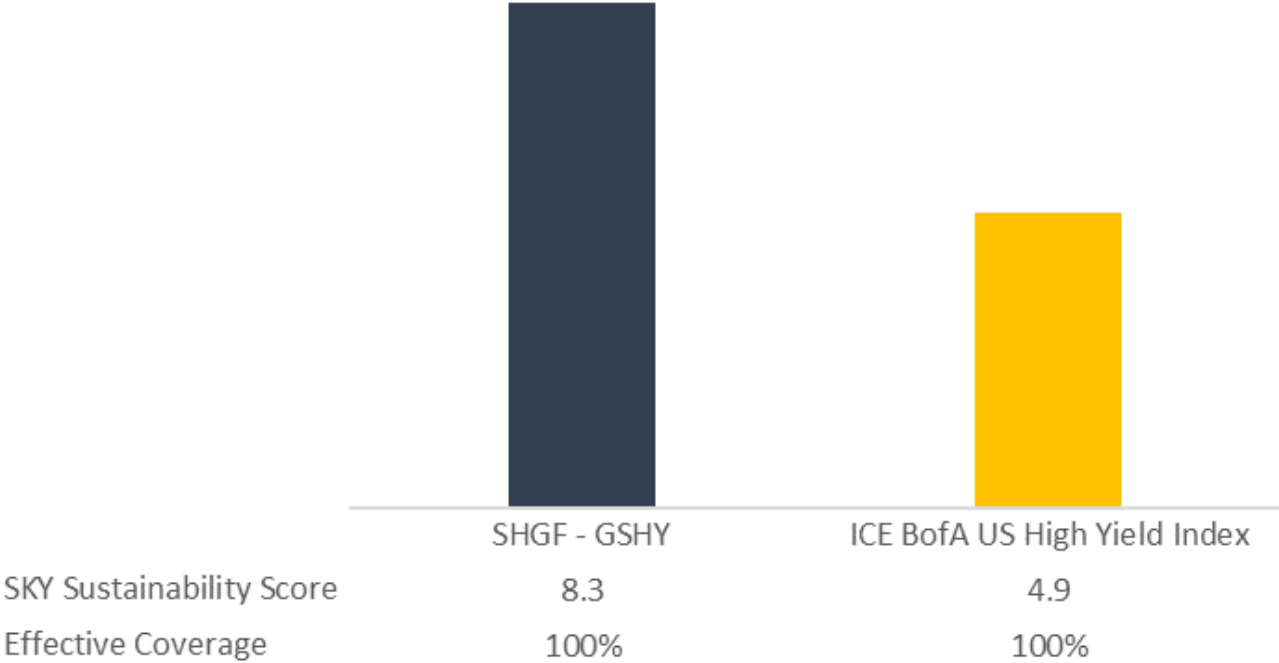
Collective engagement targeting specific high yield protein producers to discuss working conditions in global meat supply chain addressing how the impacts of COVID19 has illustrated risks with labor conditions and worker health and safety. In Q2 SKY Harbor led a call with FAIRR and another asset manager to discuss Marfrig's policies regarding health & safety (including but not limited to the COVID-19 outbreaks at meatpacking plants in 2020), fair working conditions, and worker representation.



Continued participation on the Ceres Net Zero working group

SUSTAINABILITY SCORE COMPARISON

Market Weighted Average SKY Sustainability Score



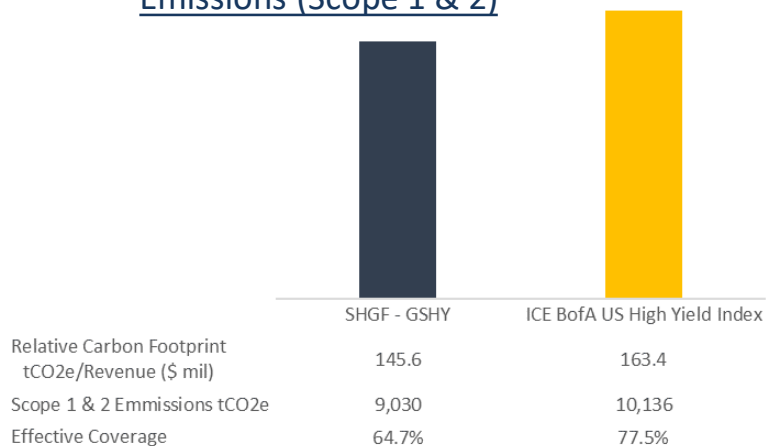
The Fund is benchmarked to the ICE BofA Global High Yield Index. Comparative data is the ICE BofA US High Yield Index SKY Harbor, ICE BofA, as of June 30, 2021

“SHGF – GSHY” represents the SKY Harbor Global Funds – Global Sustainable High Yield Fund

KEY E,S,G, HR INDICATOR SCORING

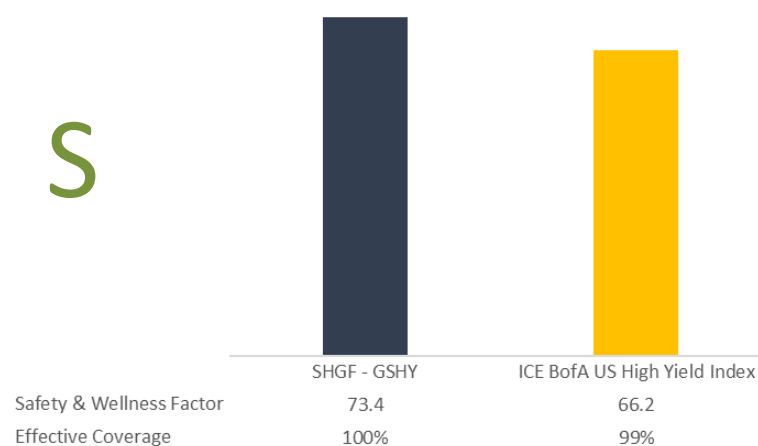
Market Weighted Direct and Indirect GHG Emissions (Scope 1 & 2)

E



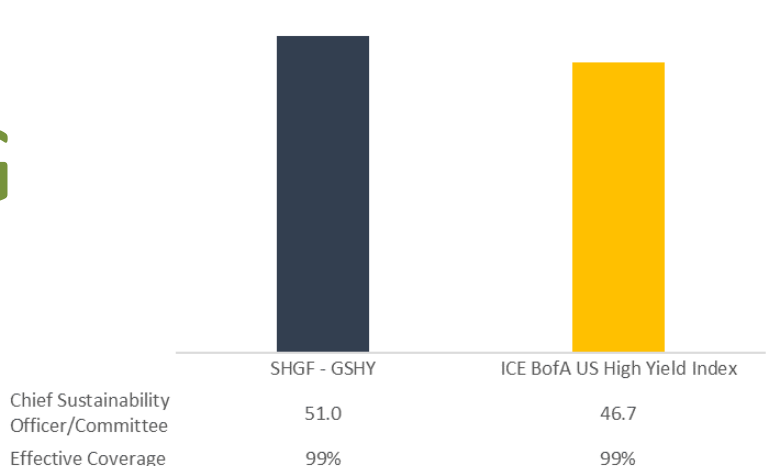
Market Weighted Safety & Wellness Factor

S



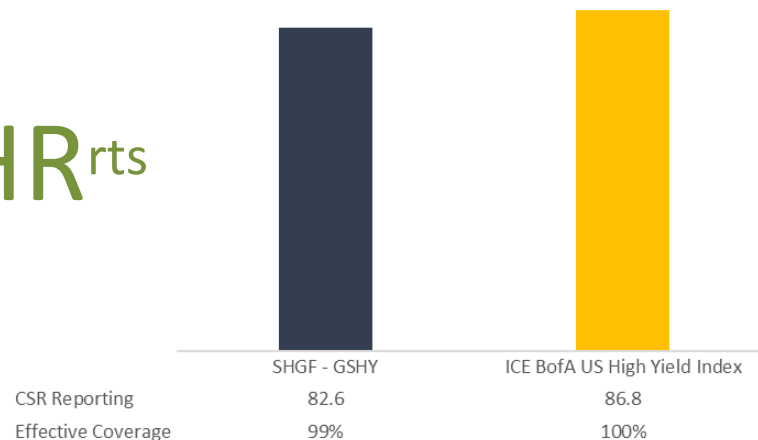
Market Weighted Chief Sustainability Officer or Committee

G



Market Weighted CSR HR^{rts}

HR^{rts}



LONG TERM ENGAGEMENT ACTIONS TO CONTINUALLY IMPROVE OUR INDICATOR SCORES

Direct and Indirect GHG Emissions (Scope 1 & 2)

E

- Target companies with SBT and Paris Agreement alignment goals
- Advocate for companies to disclose carbon reduction targets
- Penalize companies failing to address high transition risk

Chief Sustainability Officer or Committee

G

- Target companies with management teams dedicated to sustainability
- Advocate for companies to create C-level position to integrate sustainability across the business

S

Safety & Wellness Factor

- Target companies with dedicated focus on safety and wellness and improving incident rates
- Advocate for companies to disclose incident rates and remediation actions

CSR HR^{rts}

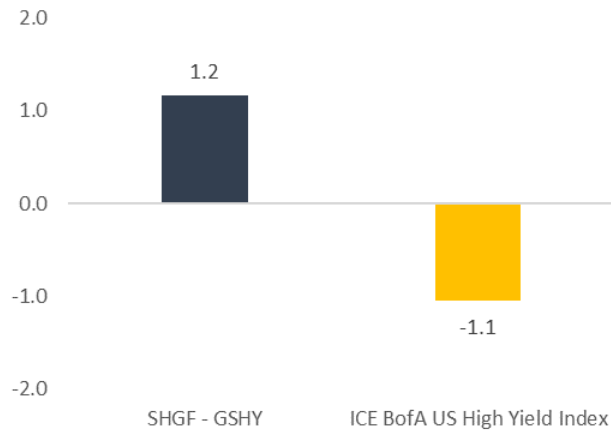
HR^{rts}

- Target companies implementing the UN “Protect, Respect & Remedy” Framework set forth in Guiding Principles on Business and Human Rights
- Target companies with CSRs that highlight regular and consistent engagement across all stakeholders
- Target companies with robust supplier code of conduct and employee relation policies
- Advocate for companies to join the UN Global Compact as an affirmation of dedication to human rights

E, S, G AND HR OVERALL SCORES OF THE FUND

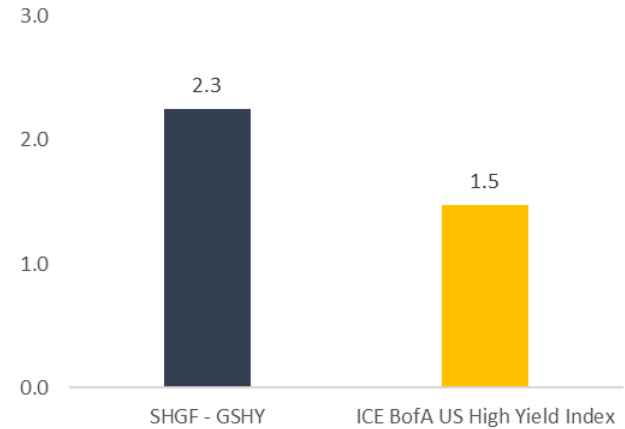
Market Weighted Environmental Score

E



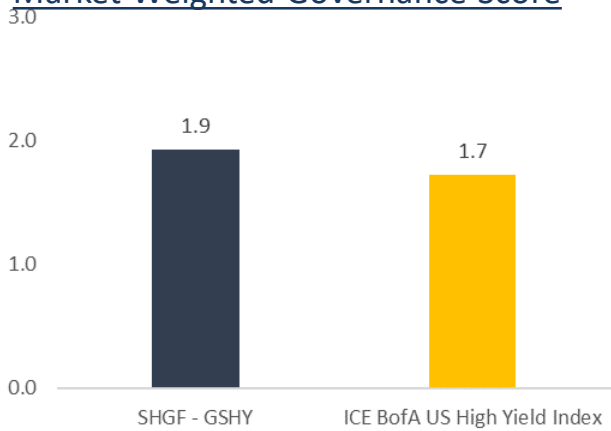
Market Weighted Social Score

S



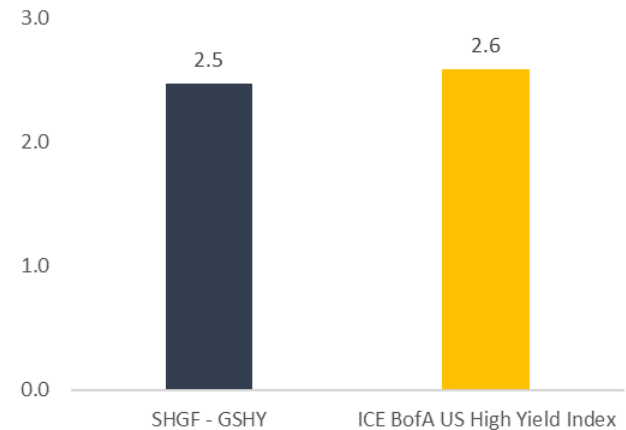
Market Weighted Governance Score

G



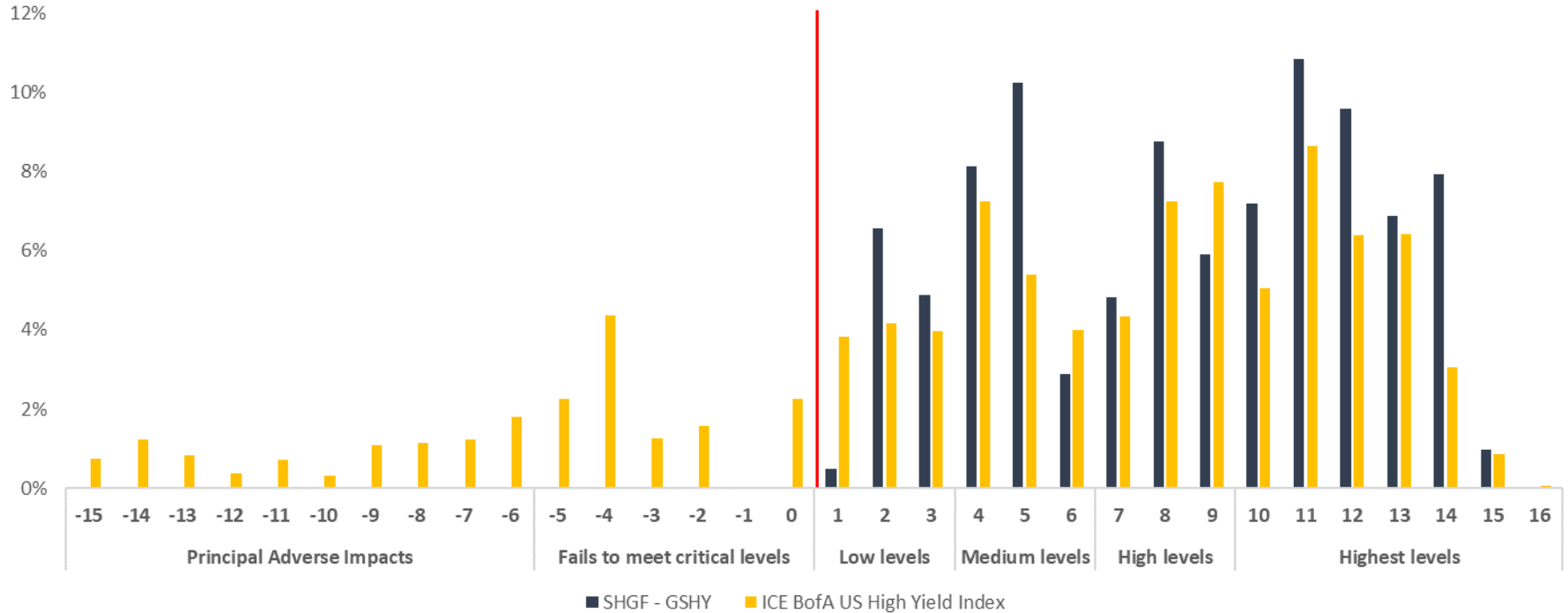
Market Weighted HR^{rts} Score

HR^{rts}



SKY HARBOR SUSTAINABILITY FACTOR SCORECARD

Market Weighted SKY Sustainability Score Distribution



11 The Fund is benchmarked to the ICE BofA Global High Yield Index. Comparative data is the ICE BofA US High Yield Index SKY Harbor, ICE BofA, as of June 30, 2021

KEY COMPLIANCE AND AVOIDANCE HIGHLIGHTS

Goal: Exclude >20% of the investment universe through negative screening and minimum ESG scores

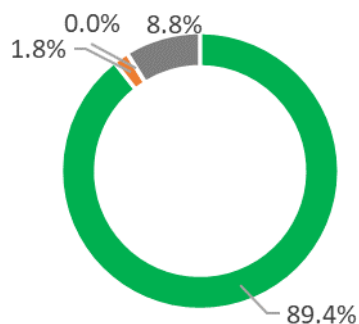
Exclusionary Screen	Market Weight (%)
Negative screening exclusions	19.62
Countries excluded (but not negatively screened and not below eligibility threshold)	1.50
ESG scores below eligibility threshold but not negatively screened and not an excluded country	2.96
Total Investment Universe Exclusion	24.07

Goal: Avoid high-risk controversies

Goal: Own green/sustainable linked bonds when appropriate

ISS-ESG Norms-Based Controversy Portfolio Screening*

No new controversies observed



GREEN

- 1 No Allegation
- 2 Past Involvement
- 3 Involvement Beyond Scope
- 4 Undergoing Remediation
- 5 Under Observation

AMBER

- 6 Fragmentary Information
- 7 Verified Failure to Respect Established Norms, Undergoing Remediation
- 8 Alleged Failure to Respect Established Norms
- 9 Imminent Failure to Respect Established Norms

RED

- 10 Verified Failure to Respect Established Norms

GREY

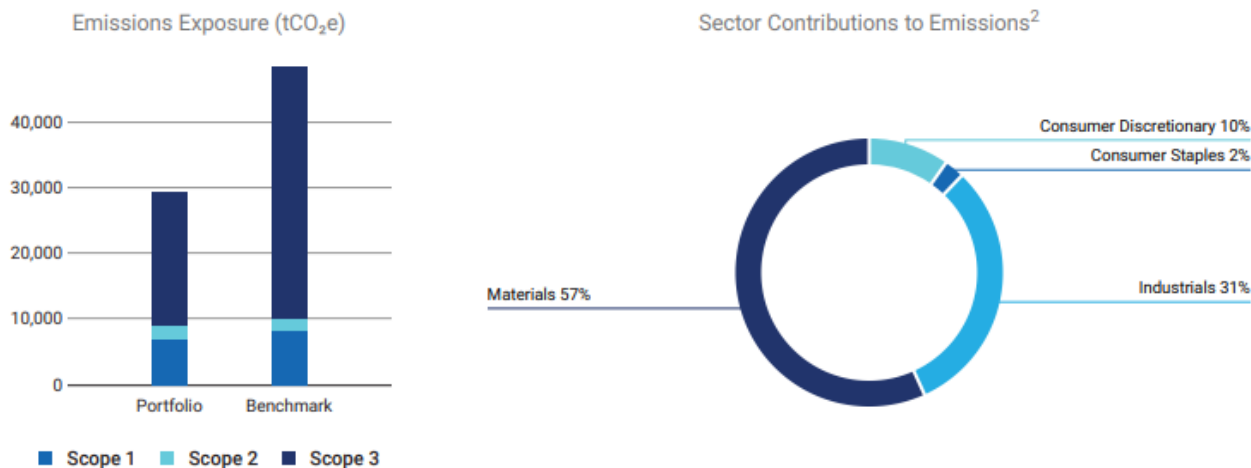
Not covered

SKY Harbor uses ISS ESG to help screen for norms-based violations and performs the analysis internally

CARBON EXPOSURE RELATIVE TO THE OVERALL HIGH YIELD MARKET

Disclosure Number/Weight	Emission Exposure tCO ₂ e		Relative Emission Exposure tCO ₂ e/Mio USD Revenue			Climate Performance Weighted Avg	
	Share of Disclosing Holdings	Scope 1 & 2	Incl. Scope 3	Relative Carbon Footprint	Carbon Intensity	Weighted Avg Carbon Intensity	Carbon Risk Rating ¹
Portfolio	34.4% / 33.8%	9,030	29,175	145.56	155.15	205.24	36
Benchmark	35.8% / 48.9%	10,136	48,253	163.39	288.18	345.40	38
Net Performance	-1.4 p.p. / -15.1 p.p.	10.9%	39.5%	10.9%	46.2%	40.6%	—

Emission Exposure Analysis



¹ Note: Carbon Risk Rating data is current as of the date of report generation.

² Emissions contributions for all other portfolio sectors is less than 1% for each sector.

PORTFOLIO SDS BUDGET ALIGNMENT

Portfolio and Benchmark Comparison to SDS Budget (Red = Overshoot)				
	2021	2030	2040	2050
Portfolio	-50.12%	-30.5%	+26.02%	+120.93%
Benchmark	+92.74%	+120.04%	+220.52%	+307.4%

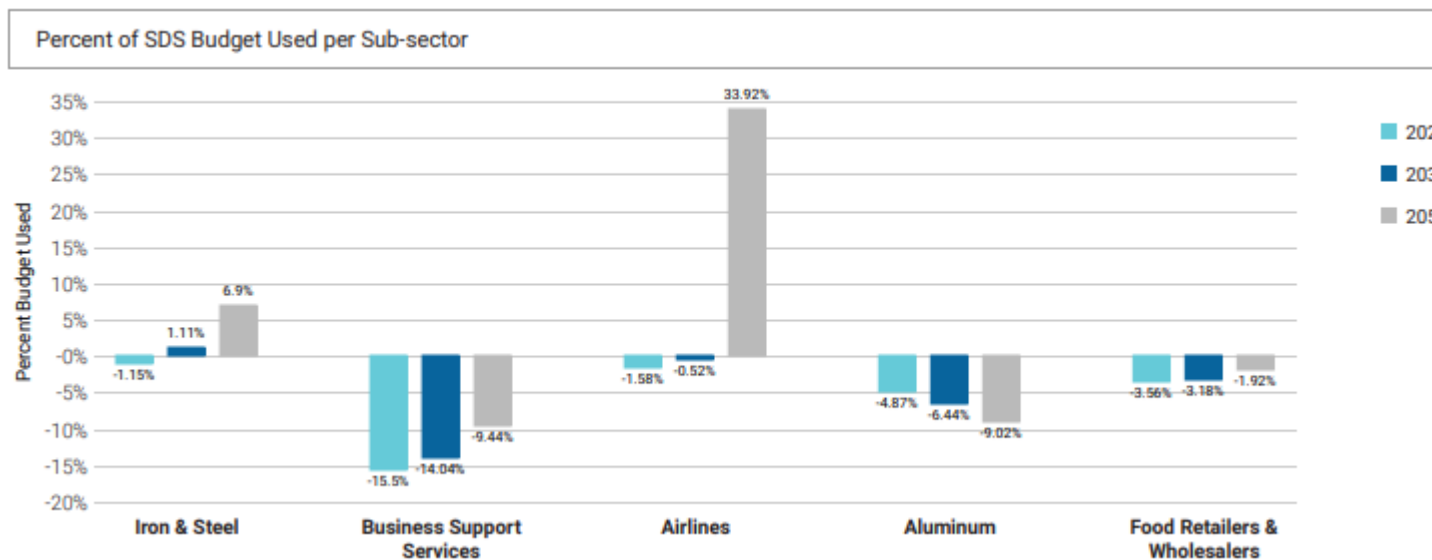
2037

The portfolio exceeds its SDS budget in 2037.

2.2°C

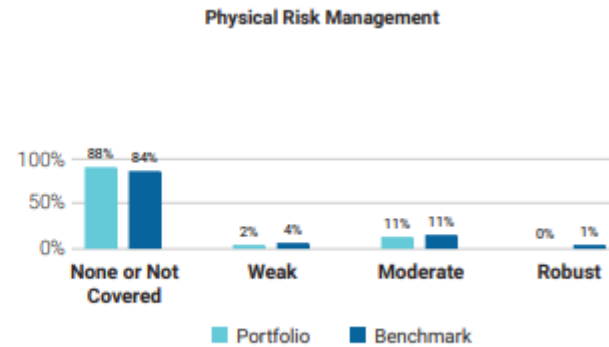
The portfolio is associated with a potential temperature increase of 2.2°C by 2050.

Airlines are the large detractor in the out years, though they are rapidly implementing plans to get to carbon neutrality by 2050 and sooner



Source: SKY Harbor, SKY Harbor Global Funds Global Sustainable High Yield, ISS ESG as of June 30, 2021
 "Benchmark" is ICE BofA US High Yield Index for relative comparison only. The Fund is benchmarked.

PHYSICAL RISK ANALYSIS

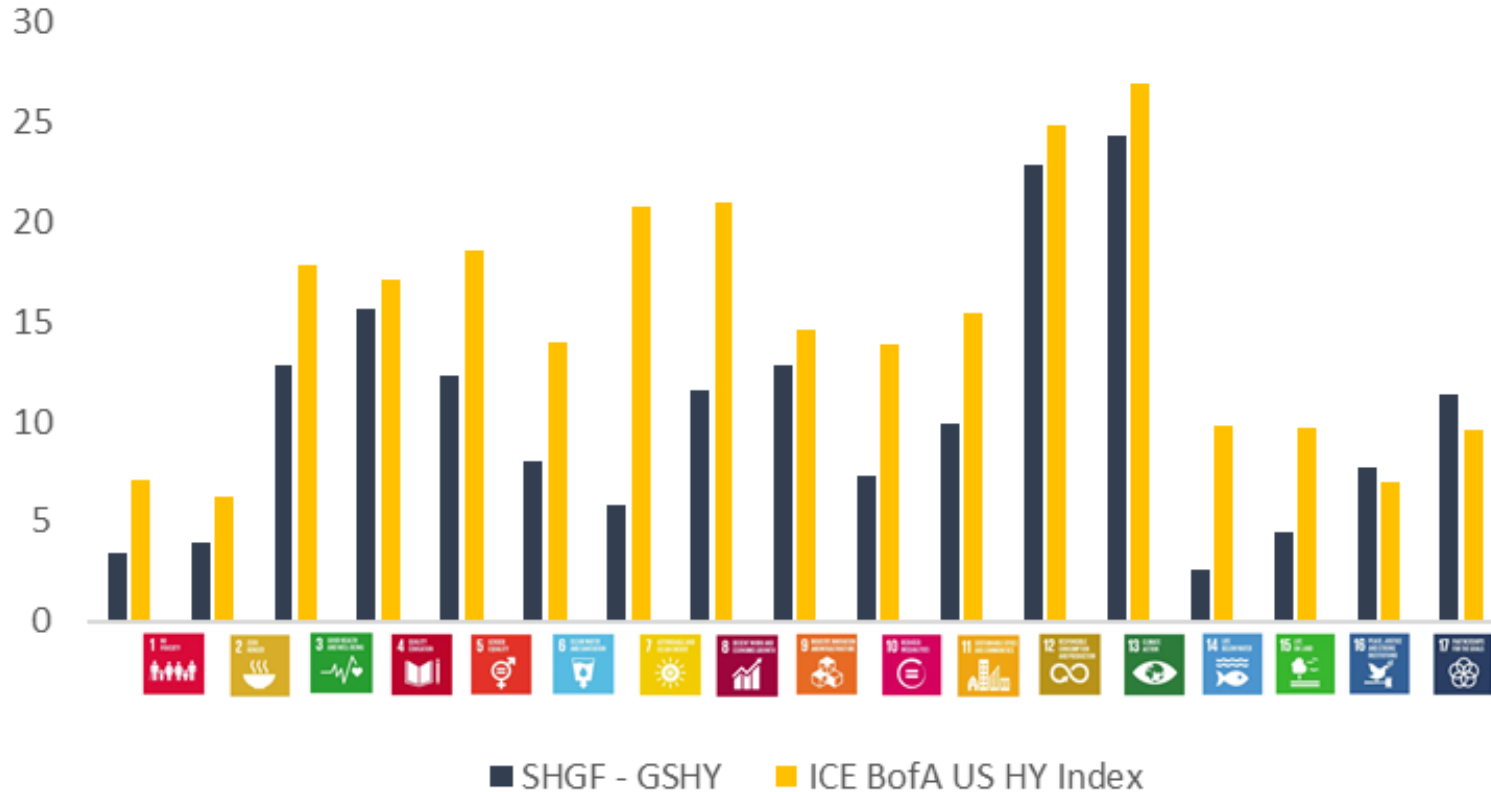


Sector	Range and Averages				Portfolio Avg Score	Benchmark Avg Score	Portfolio Value Change
	Min	Q1	Q3	Max			
Financials	50	52	55	58	54	55	<0.1%
Real Estate	50	52	55	58	55	53	0%
Health Care	50	52	55	58	55	57	<0.1%
Communication Services	50	52	55	58	59	54	0.2%
Consumer Discretionary	45	48	55	90	63	54	0.3%
Information Technology	55	58	65	75	64	70	0.2%
Industrials	50	52	55	100	66	63	1.5%
Consumer Staples	60	62	65	70	66	63	0.2%
Materials	60	62	65	100	83	75	0.4%

Higher Risk | 0 | 10 | 20 | 30 | 40 | 50 | 60 | 70 | 80 | 90 | 100 | Lower Risk

Legend: Portfolio Range (Blue Bar), Portfolio Average (Light Blue Dot), Benchmark Average (Dark Blue Vertical Line)

Market Value Weighted Company Acknowledged SDG



16 The Fund is benchmarked to the ICE BofA Global High Yield Index. Comparative data is the ICE BofA US High Yield Index SKY Harbor, ICE BofA, as of June 30, 2021

Economic and Market Risk Assessment

F-A-S-S-T

Fundamentals-Asset Values-Sentiment-Sustainability-Technicals

Pillar I:
ESG
Integration

Pillar II:
Negative
Exclusions

Pillar III:
Engagement

Analyzing
Risk

- Excluding more than 20% of the ICE BofA US High Yield Index through negative exclusions and issuers disqualified for not meeting the minimum eligibility score in SKY Harbor's Value Rubric

Valuing
Risk

- Valuing ESG Risks

Managing
Risk

- Positioning of the Portfolio optimized according to the fund's financial and extra-financial objectives

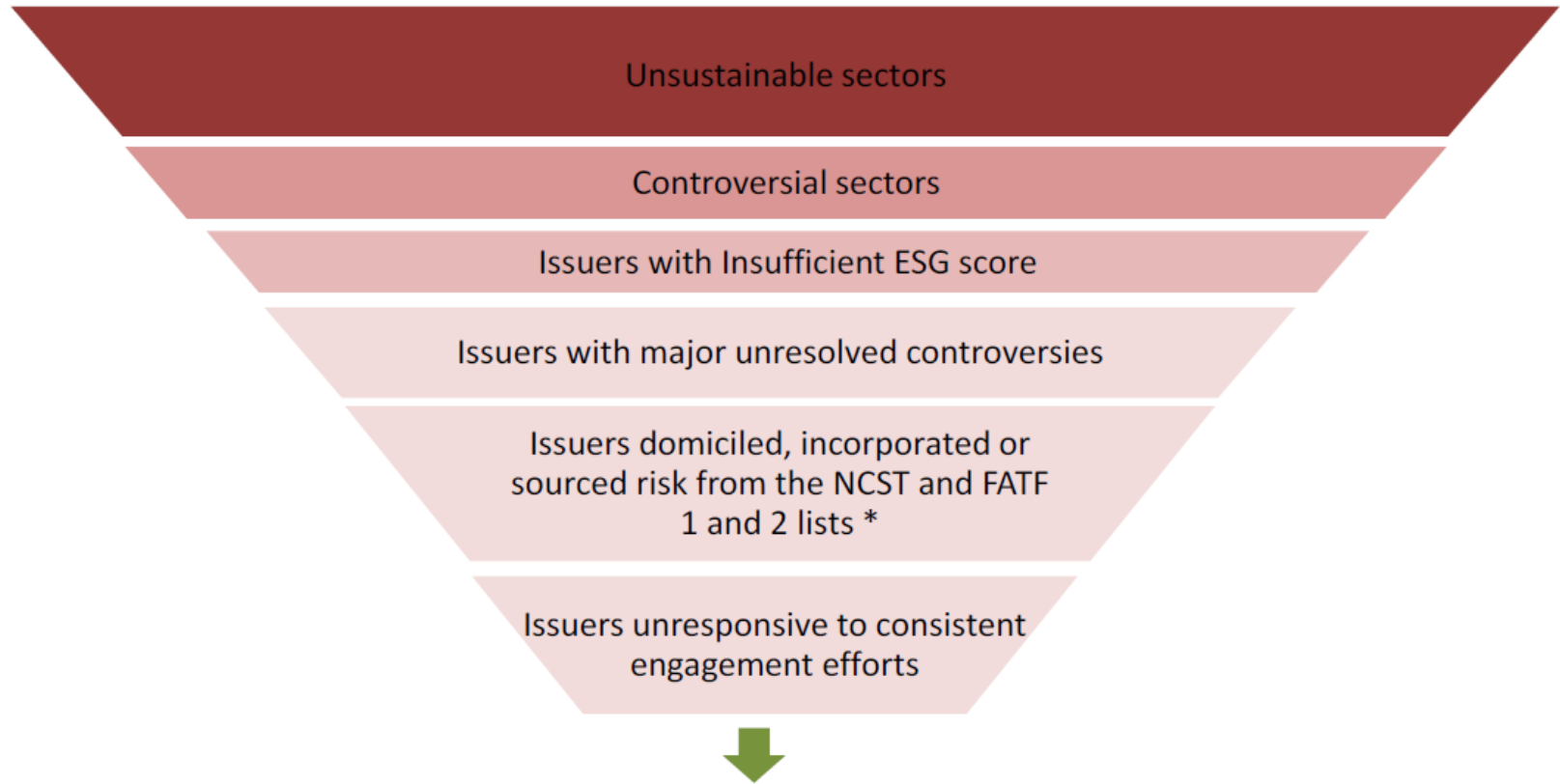
Risk Management

Engagement informed
by the Rubric's scores

Monitoring
response to
engagement

Reinforcement
measures can be
contemplated

Below Investment Grade Debt Issuer Universe



Sustainable Investment Universe

Note: The issuer Universe refers to the issuers comprising the ICE BofA US High Yield Index (ticker H0A0). Please see the disclaimers for more details.

* Exclusion implemented as of April 2021
Source: SKY Harbor

	Value Rubric's Sustainability Factors			
	Environmental	Social	Governance	Human Rights
Factors	Direct and Indirect GHG Emissions (Scope 1&2)	Safety & Wellness Focus	Chief Sustainability Officer or Committee	CSR HRts Governance, Due Diligence & Remediation
	TCFD elements	Community Engagement / Commitments	Diversity Officer or Committee	Sustainability Report
		Sustainable Product Highlight	Board Diversity	Norms-Based
			Board Independence	
Principal Adverse Impacts:	High Transition Risk	Exploitive Business Models	Specified Unlawful Acts	Endangering Human Rights
Positive Impacts:	Positive Environmental Impact	Positive Social Impact	Positive Governance Impact	
Post Engagement Response Factor			Engagement	
Total Score for each Dimension	E Score	S Score	G Score	HR Score
Final Rubric Score	Total Score			

ESG (Impact) Indicator selected by SKY Harbor

Internal Score

External Score (source: ISS)

The Principal Adverse Impacts are more specifically categorized and described as follows:

E = High Transition Risk

S = Exploitive Business Models

G = Specified Unlawful Acts (e.g., bribery, corruption, tax evasion, product liability, failure of Board oversight).

HR^{ts} = Endangers Human Rights (i.e., verified and unredeemed material violations of internationally proclaimed norms and conventions regarding human rights).

If an issuer has more than one Principal Adverse Impact, the analyst will assign the Principal Adverse Impact score to the category that is most severe.

Conversely, SKY Harbor uses a positive impact score to reward particularly commendable behaviors, initiatives or efforts. Analysts will assign a score to one of E, S, or G based on the dimension that is most aligned with the positive impact. In addition, SKY Harbor's analysts monitor companies' response to engagement efforts. An engagement score is included in the calculation of the total G score.

This Final score is computed as the sum of the E, S, G and HR^{ts} underlying scores. Issuers with a Rubric score below SKY Harbor's minimum threshold are excluded from the investible universe of the Fund.

At least 20% of the issuers in the underlying universe of the sub-Funds (as defined by the ICE BofA US High Yield Index, H0A0) **shall be excluded at all times as a result of the combination of negative exclusions and the failure to meet SKY Harbor's minimum Value Rubric score criterion.**

Note: The CSR HR^{ts} Governance, Due Diligence & Remediation indicator is referred to as CSR HR^{ts} throughout this document.

ISS ESG CARBON DATA DEFINITIONS AND CALCULATION METHODOLOGIES

Total Analysis Value – is the aggregate value of positions that meet the minimum eligibility criteria (data availability for Adjusted Enterprise Value, scope 1&2 emissions and scope 1&2 emissions intensity / revenue millions)

Share Disclosed – calculates the % number of companies that report reliable emissions in the portfolio. The difference between total coverage% and share disclosed% is the modeled company %.

Total Coverage – total analysis value / total market value

Position Ownership Ratio – Aggregated position value / Adjusted Enterprise Value (total debt + market capitalization)

Scope 1 & 2 – reported as tCO₂e

$$\sum_i^n \text{Position Ownership Ratio} \times \text{Position Scope 1\&2 Emissions}_i$$

Including Scope 3 – same as above including Scope 1-3

Relative Carbon Footprint – provides a measure of emission exposure per value of the portfolio invested reported as tCO₂e per \$ analyzed

$$\frac{\text{Emission Exposure}}{\text{Total Analysis Value}}$$

Carbon Intensity – Relative emission exposure that measures emission share in tCO₂e relative to the % holding of a company's revenue stream. Reported as tCO₂e / M Revenue (currency)

$$\frac{(\sum_i^n \text{Position Ownership Ratio}_i \times \text{Position Scope 1\&2 Emissions}_i)}{(\sum_i^n \text{Position Ownership Ratio}_i \times \text{Position Revenue}_i)}$$

Weighted Average Carbon Intensity – Similar as above but eliminates the Adjusted Enterprise Value impact. Reported as tCO₂e / M Revenue (currency)

$$\sum_i^n \text{Position Weight}_i \times \frac{\text{Position Scope 1 \& 2 Emissions}_i}{\text{Position Revenue}_i}$$

IMPACT INDICATORS: DEFINITIONS AND METHODOLOGIES

The integration of the four components of the Sustainability Factors forms the foundation that further supports the Fund's extra-financial objectives.

4 Impact Indicators (one for each of the E, S, G and HR^{ts} dimensions) have been designed to monitor the performance of the sub-Fund and to compare it to the high yield universe.

Environment:

The Environmental Impact Indicator is the **Direct and Indirect GHG emissions (Scope 1 & 2)**.

Unit of measure: Score based on Tons of CO2 equivalents per unit of revenue (in USD millions) using an equivalence table.

Source: ISS-ESG

Goal: to achieve at least 70% coverage of the sub-Funds that can be consistently measured by this indicator.

Social:

The Social Impact Indicator we have selected is the **Safety & Wellness Factor**.

Unit of measure: Percentage based on Boolean indicator (disclosure of specific measures, protocols and/or principles to ensure the Safety and Wellness of the company's workforce).

Source: This indicator is proprietary to SKY Harbor.

Goal: to achieve at least 90% coverage of the sub-Funds that can be consistently measurable according to this indicator.

Governance:

The Governance Impact Indicator we have selected is the presence of a **Chief Sustainability Officer or Committee**.

Unit of measure: Percentage based on Boolean indicator (existence of a Chief Sustainability Officer or committee).

Source: This indicator is proprietary to SKY Harbor.

Goal: to achieve at least 90% coverage of the sub-Funds that can be consistently measurable according to this indicator.

Human Rights:

The Human Rights Impact Indicator we have selected is the company's governance, due diligence and remedial action policies specifically pertaining to human rights contained in its corporate social/sustainability report (**CSR HR^{ts}**) or other publicly available manifestations of its commitment to implementing the United Nations "Protect, respect and Remedy" Framework as set forth in the Guiding Principles on Business and Human Rights © 2011 United Nations.

Unit of measure: ordinal number value in the proprietary Value Rubric scoring methodology.

Source: Proprietary scoring system modeled after the assessment methodology of the Corporate Human Rights Benchmark Ltd. © April 2019.

Goal: to achieve at least 90% coverage of the sub-Funds that can be consistently measurable according to this indicator.

IMPORTANT DISCLOSURES AND DISCLAIMERS

SKY Harbor Global Funds (“SKY Harbor”) provides this document for informational purposes only. The information contained herein is intended solely for the person to whom it has been delivered; and presented without any representation or warranty as to its accuracy or completeness or fitness of purpose and without any responsibility on the part of SKY Harbor to revise or update the information. Nothing contained in this document is or should be construed as an advertisement, or an offer to enter any contract, investment advisory agreement, a recommendation to buy or sell securities of any kind, a solicitation of clients, or an offer to invest in any particular security, fund, product, investment vehicle, or derivative. Forward-looking statements such as the findings of our analytical research, our outlook for interest rates, central bank policy, the economy, high yield markets and the like, illustrations of ESG integration in our fundamental credit analysis, or our intended adjustments to the portfolios within our flagship strategies are all subject to inherent risks, biases, and uncertainties that are beyond the control of SKY Harbor and may cause actual results to differ materially from the expectations expressed herein.

The information contained herein is subject to change, and SKY Harbor is under no obligation to update any information contained herein. Certain information contained in this document has been obtained from third-party sources and, although believed to be reliable, has not been independently verified, and its accuracy, completeness and fitness of purpose cannot be guaranteed.

Investing in securities involves risk of loss and past performance is not necessarily indicative of future results. Fixed income securities, especially high yield debt securities, are subject to loss of income and principal arising from credit risk, which is the risk that the issuer will be unable to make interest and principal payments when due. Material risks in investing in high yield debt securities also include, but are not limited to, opportunity cost (the risk that an issuer’s credit trends deteriorate resulting in a higher level of compensation demanded by the market relative to the initial investment), interest rate risk, liquidity risk, selection risk, ESG (Environmental, Social and Governance) risk (sustainability focused strategies may underperform other high yield strategies), and overall market risk. In general, issuers of high yield debt securities have a greater likelihood of defaulting on the payment of interest or principal than issuers of investment grade bonds. There can be no assurance that the investment objectives described herein will be achieved or that substantial losses can be avoided.

SKY Harbor is not a tax or legal advisor. Prospective investors should consult their tax or legal advisors before making tax-related investment decisions.

The ICE BofA Index data referenced herein is the property of ICE Data Indices, LLC (“ICE BofA”) and/or its licensors and has been licensed for use by SKY Harbor. ICE BofA PERMITS USE OF THE ICE BofA INDICES AND RELATED DATA ON AN “AS IS” BASIS, MAKES NO WARRANTIES REGARDING SAME, DOES NOT GUARANTEE THE SUITABILITY, QUALITY, ACCURACY, TIMELINESS, AND/OR COMPLETENESS OF THE ICE BofA INDICES OR ANY DATA INCLUDED IN, RELATED TO, OR DERIVED THEREFROM, ASSUMES NO LIABILITY IN CONNECTION WITH THE USE OF THE FOREGOING, AND DOES NOT SPONSOR, ENDORSE, OR RECOMMEND SKY Harbor or ANY OF ITS PRODUCTS OR SERVICES.

© SKY Harbor 2021. This document may not be reproduced or transmitted, in whole or in part, by any means, to third parties without the prior written consent of SKY Harbor.

Issuer universe / Investable universe: As a preliminary note, references and/or comparisons to the “issuer universe”, “investable universe” or “investment universe” of the high yield market refers to the securities (and their issuers) comprising the ICE BofA US High Yield Index (ticker HOAO), which is widely recognized as representative of the High Yield market. The Sub-Fund, however, is permitted to also invest in securities not included in the HOAO index, such as for example, securities of less than the minimum size or tenor that qualify for inclusion in the HOAO Index or securities issued outside the US domestic market not denominated in US dollars (collectively “out-of-index” securities). The presence of out-of-index securities in Sub-Fund portfolios, however, does not detract from the HOAO index serving as a suitable representative proxy for the High Yield market, because with few if any exceptions, High Yield companies that have issued out-of-index securities (including non-US Dollar denominated securities) purchased for the Sub-Funds are likely also in the HOAO Index due to other securities they have issued that qualify for inclusion in that index.

IMPORTANT DISCLOSURES (CONT.)

SKY Harbor Capital Management GmbH Conflicts of Interest Policy Disclosure

SKY Harbor Capital Management GmbH (the “Company”) is licensed by Germany’s BaFin (ID # 129400) to provide certain financial services within the meaning of Section 32 of the German Banking Act. It acts as the Principal Distributor of SKY Harbor Global Funds (the “Fund”), a Luxembourg SICAV regulated as a UCITS by the Commission de Surveillance du Secteur Financier (the “CSSF”). The Company’s business is to promote the Fund to institutional investors directly or indirectly through regulated financial institutions by way of sub-distributor agreements. The Company where appropriate also promotes the investment management services of its parent company, SKY Harbor Capital Management, LLC, an independent SEC-registered investment adviser located in Greenwich, CT, USA, which also serves as the Fund’s Investment Manager. Because the Company neither manages discretionary client assets nor provides brokerage services, it neither takes possession of nor transacts in any assets belonging to clients or investors. The Company does not engage in proprietary trading but is permitted by BaFin to transact on a limited basis in Fund shares for its own account to facilitate the activation of dormant share classes.

a. The Company is committed to act at all times in accordance with its legal and fiduciary obligations in the best interest of the Fund’s investors. Accordingly, the Company has established policies reasonably designed to detect, prevent, manage, and if necessary disclose conflicts of interest between the Company and the Fund’s clients/investors or between one client/investor and another that may arise in the course of providing services. The Conflicts of Interest Policy and Procedures are regularly reviewed by the Compliance Department, senior management, Internal Audit, and at least annually by independent external auditors.

b. Within the scope of its business, the Company’s possible conflicts of interest may include:

- Incentive systems for company staff that encourage aggressive sales practices
- Misrepresentations or omissions of material information in communicating with current or prospective investors
- Favoring one investor over another in terms of service or selective disclosure of information because of the importance of that investor or sub-distributor relationship
- Employee use of material nonpublic information in personal securities transactions
- Impermissible gifts to or entertaining of investors or public officials
- Exercising more liberal discretion for an investor over another when granting permission to the Fund’s transfer agent/custodian/administrator to make accommodations for certain exceptions in transactions with the Fund
- Financial interest in Fund-Shares for which the Company acts as Principal Distributor
- Acting as Directors of the Fund and as MD/ Geschäftsführer of the Company at the same time

c. Measures to detect, prevent, and manage conflicts of interest mainly include:

- Mandatory periodic employee training in Compliance and Code of Ethics including Conflicts of Interest training
- Employee compensation practices designed to align investor interests not conditioned on AUM or sales metrics
- Appropriate rules and guidelines with business partners
- Continuous monitoring, pre-authorization and disclosure of all employees’ personal securities transactions
- Employees are discouraged from transacting in any securities issued by companies in which the Fund may invest
- Selective Disclosure governed by written confidentiality agreements supported by reasonable purposes
- Material information routinely made available to all investors through the Fund’s website and the Company’s periodic newsletter updates to ensure simultaneous access to information
- Requirement that all travel, gift, and entertainment expenses be documented and approved by the parent company
- Written rules of conduct govern disclosure and authorization of incentives, such as the receipt and acceptance of gifts and other benefits, political contributions, and outside business activities
- Periodic employee anti-bribery training
- Vetting and approval of all Marketing and Promotional literature by parent company’s Chief Compliance Officer
- Employees annually acknowledge compliance with global Compliance and other Policies and Procedures
- Annual internal audit performed by parent, SKY LLC
- Retention of independent auditor to perform the Company’s annual audit
- Director discretion in favoring any investor is subject to limitations imposed on the Fund transfer agent/custodian/administrator by the CSSF and relevant law and regulation
- Company’s ownership of Fund shares subject to outside auditor scrutiny
- Retention of external independent Director for the Board of the Fund

This communication is only directed at persons in the UK reasonably believed to be persons who (1) have professional experience in matters relating to investments, falling within Article 19(5) of the UK Financial Services and Markets Act 2000 (Financial Promotion) Order 2005 (as amended) (the “Financial Promotion Order”) or (2) are persons falling within Article 49(2)(a) to (d) (“high net worth companies, unincorporated associations, etc.”) of the Financial Promotion Order or (3) are persons to whom such a document may otherwise lawfully be communicated (all such persons together being referred to as “relevant persons”). This communication must not be acted on or relied on by persons who are not relevant persons. Any investment or investment activity to which this material relates is available only to relevant persons or will be engaged in only with relevant persons.

FOR MORE INFORMATION, PLEASE CONTACT

SKY Harbor Capital Management GmbH
An der Welle 4,
60322 Frankfurt am Main, Germany
+49 69 75937169
skyharborgmbh@skyhcm.com